



9 Windmill View

Scholes, Holmfirth, HD9 1SA

A lovely four bedroom family home with spacious living accommodation and a generous level plot with private rear garden. The property has solar panels to the roof and contemporary fixtures and fittings throughout. As well as a huge dining kitchen which opens to the garden is a separate utility, large lounge and study. To the first floor are four good sized bedrooms, master with ensuite and separate family bathroom. The enclosed rear garden has paved, decked and pebbled areas for entertaining and a timber summer house with power. To the front is a large double garage and driveway for 3 cars.

£450,000

9 Windmill View

Scholes, Holmfirth, HD9 1SA



- A SPACIOUS FOUR BEDROOM FAMILY HOME
- VERY SOUGHT AFTER VILLAGE POSITION
- LARGE OPEN PLAN DINING KITCHEN, SEPARATE LOUNGE AND STUDY
- GENEROUS LEVEL PLOT WITH PRIVATE REAR GARDEN
- FOUR GOOD SIZED BEDROOMS, MASTER WITH ENSUITE
- LARGE DOUBLE GARAGE AND DRIVEWAY FOR 3 CARS

Entrance

8'5" x 5'10" (2.57m x 1.78m)

WC

5'2" x 4'2" (1.57m x 1.27m)

Dining Kitchen

19'4" x 14'3" (5.89m x 4.34m)

Utility Room

8'11" x 5'2" (2.72m x 1.57m)

Lounge

19'9" x 14'1" (6.02m x 4.29m)

Study

8'1" x 7'5" (2.46m x 2.26m)

First Floor Landing

Master Bedroom

14'0" x 12'9" (4.27m x 3.89m)

Ensuite

6'5" x 5'9" (1.96m x 1.75m)

Bedroom 2

10'11" x 10'9" (3.33m x 3.28m)

Bedroom 3

10'9" x 8'5" (3.28m x 2.57m)

Bedroom 4

8'1" x 7'5" (2.46m x 2.26m)

Family Bathroom

7'8" x 6'4" (2.34m x 1.93m)

Gardens

Summer House

9'5" x 7'6" (2.87m x 2.29m)

Storage

7'9" x 4'0" (2.36m x 1.22m)

Double Garage and Driveway

17'10" x 17'7" (5.44m x 5.36m)


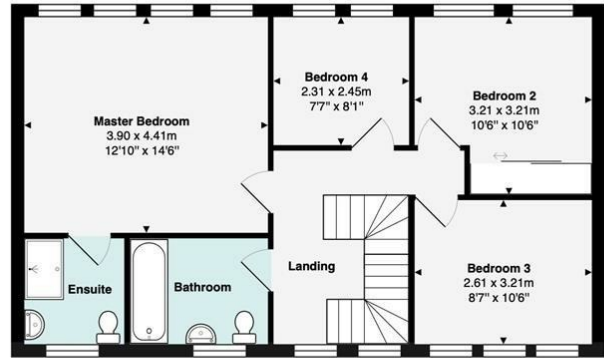
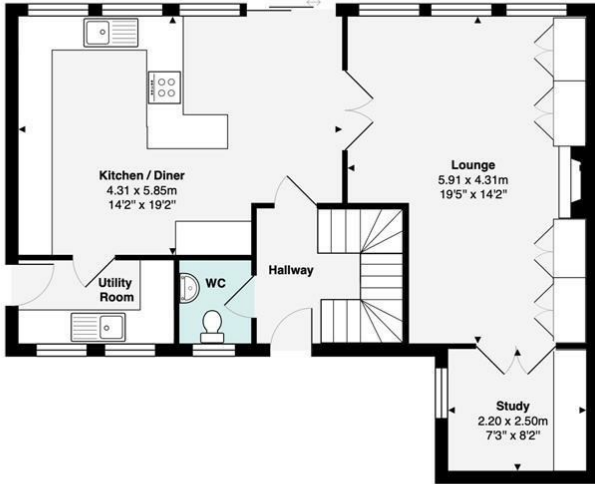


Directions





Floor Plan



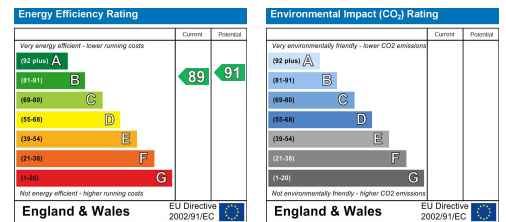
Windmill View, Scholes, Holmfirth, HD9 1SA

Total Area: 157.1 m² ... 1691 ft²

Whilst every attempt has been made to ensure the accuracy of the floor plan, measurements of doors, windows and rooms and any other items are approximate and no responsibility is taken for any error, omissions or mis-statement. The plan is for illustrative purposes only and should be used as such.

SnowGate™

These particulars, whilst believed to be accurate are set out as a general outline only for guidance and do not constitute any part of an offer or contract. Intending purchasers should not rely on them as statements of representation of fact, but must satisfy themselves by inspection or otherwise as to their accuracy. No person in this firm's employment has the authority to make or give any representation or warranty in respect of the property.



**Estate
agency
done
properly**

**Snow
Gate™**

Holmfirth 26 Victoria Street, West Yorkshire HD9 7DE
All Enquiries: 01484 680800

Mirfield 108 Huddersfield Road, West Yorkshire WF14 8AF
All Enquiries: 01924 497801

snowgate.co.uk